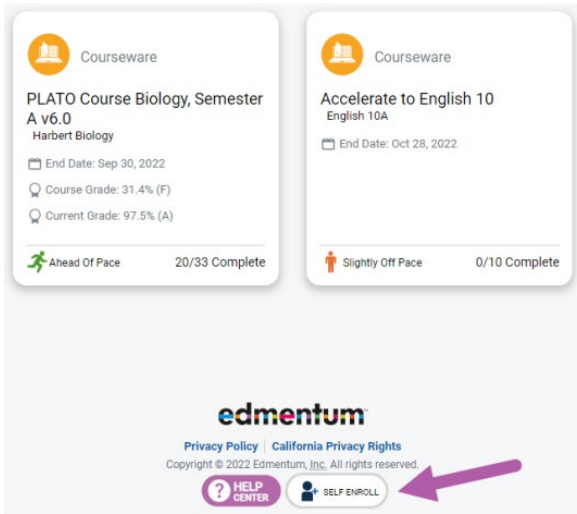


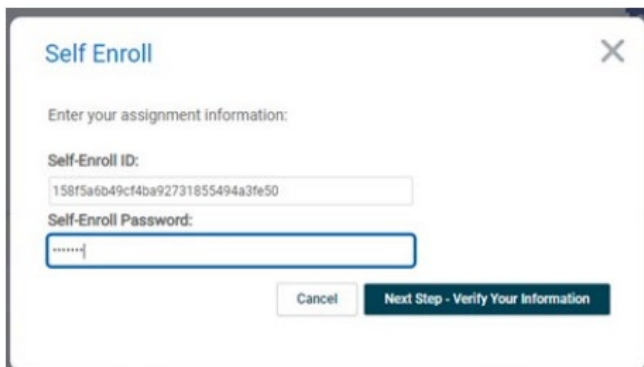
## SAT/ACT/ASVAB FREE TEST PREP THROUGH EDMENTUM

Follow These Steps to Add Any Course(s) in your district Edmentum account for Test Prep:

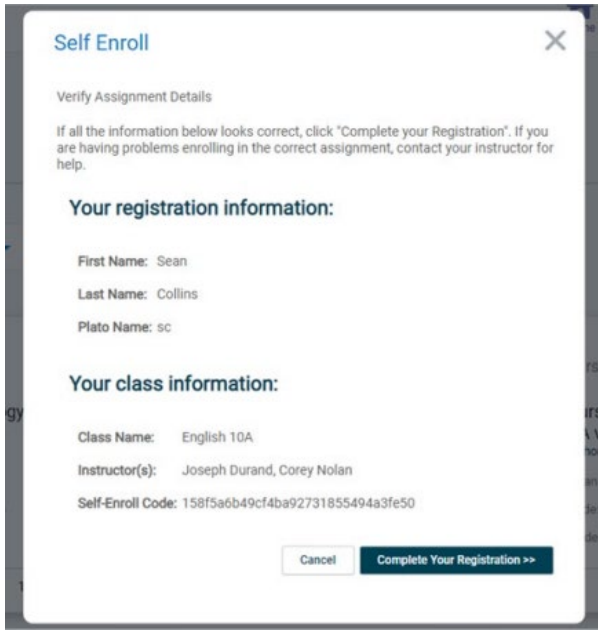
1. Go to [clever.com/in/stjohns](https://clever.com/in/stjohns)
2. Use your typical student number username and password to login to Edmentum
3. Click the "Self-Enroll" button at the bottom of the screen.



4. Enter the Self-Enroll ID and password for the course you want to take (see Enroll ID list by school below). Password for each course is "sjvs".
5. Click "Verify Your Information".

A screenshot of the 'Self Enroll' form. The form has a title 'Self Enroll' and a close button (X) in the top right corner. Below the title, it says 'Enter your assignment information:'. There are two input fields: 'Self-Enroll ID:' with the value '158f5a6b49cf4ba92731855494a3fe50' and 'Self-Enroll Password:' with a masked password '\*\*\*\*\*'. At the bottom, there are two buttons: 'Cancel' and 'Next Step - Verify Your Information'.

6. If correct, click "Complete Your Registration".



7. **Note:** When you return to the home screen, you may not see the new course. If so, click the Home button again, or log out and log in again to see the new course.

### Course Codes by School and Course

Tocoi	
Course	Course Code
<b>SAT Mathematics</b>	<b>914bb311f1420ffad045e92f4f6e5600</b>
<b>SAT Writing &amp; Language</b>	<b>a6aeb99a463456eb0161b008e5144ae4</b>
<b>SAT Reading</b>	<b>841a145308cadbd40a13f3cf0c31890d</b>
<b>ACT Mathematics</b>	<b>f8a77b4ffe9643605fb64161a0eab370</b>
<b>ACT Science</b>	<b>3d3ce8fd10ff263e8032b17f60fed42f</b>
<b>ACT English</b>	<b>7f39487f7824eea60712f9de51323876</b>
<b>ACT Reading</b>	<b>f6bc91e05ea25634c2acc2468887cd32</b>
<b>ASVAB Mathematics</b>	
<b>ASVAB Technology and General Science</b>	
<b>ASVAB Word Knowledge &amp; Paragraph Comprehension</b>	