


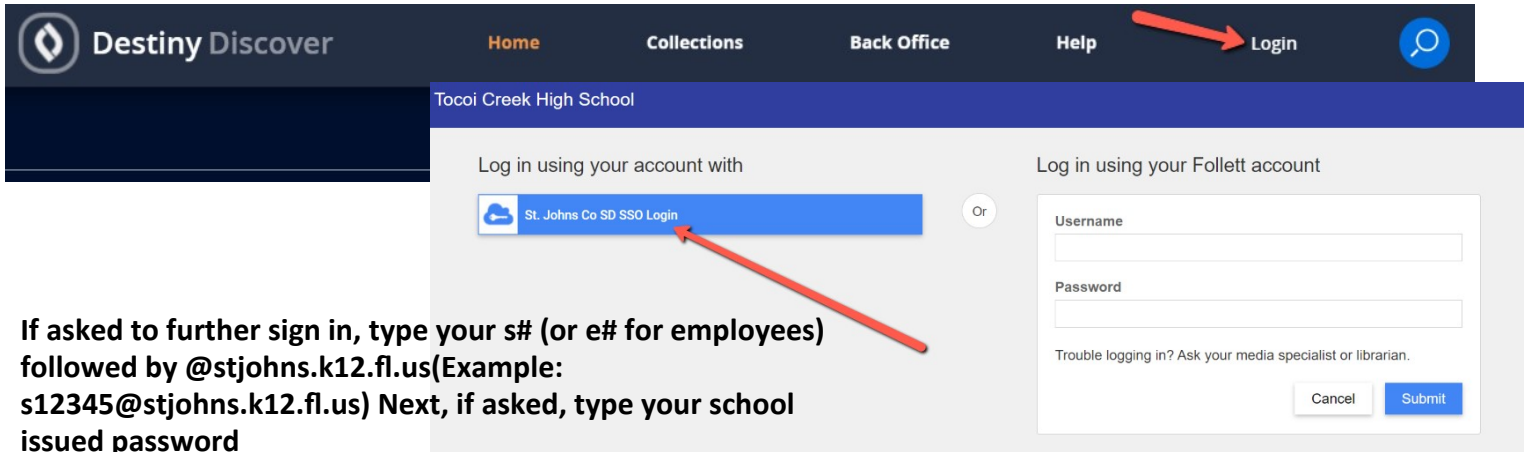
How to Access Toco Creek's library catalog to search for materials or borrow eBooks and Digital Audiobooks.

Need help? Email Ms. Badger, Media Specialist at kristen.badger@stjohns.k12.fl.us

1. Go to the TCHS Links for students page and click Destiny Discover.

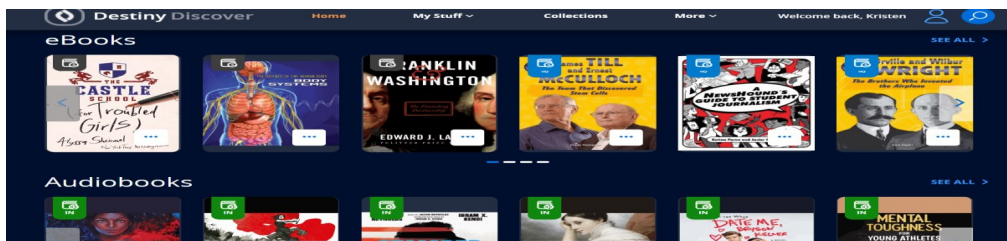


2. Click Login in the upper right hand corner. Click login with SSO (single sign on).




If asked to further sign in, type your s# (or e# for employees) followed by @stjohns.k12.fl.us (Example: s12345@stjohns.k12.fl.us) Next, if asked, type your school issued password (the password you use to access all school accounts)

3. Once you are logged in, on the main page scroll down to eBooks or Audiobooks. You can also search for a specific title. You will know what type of book it is by looking at the symbol on the books. Green means available, red means not available, blue means unlimited users and always available. The book symbol means that it is a regular physical library book, the book with an e on it means it is an eBook, the book with the speaker means it is a digital audiobook you can listen to.



Book is in and available



Book is checked out and not available



eBook that can have unlimited users. Always available



Digital audiobook.



eBook (Electronic book)

Download the Destiny Discover app to access our collection on the go. Download the Destiny Read app to easily listen to audiobooks or read eBooks on your phone.

